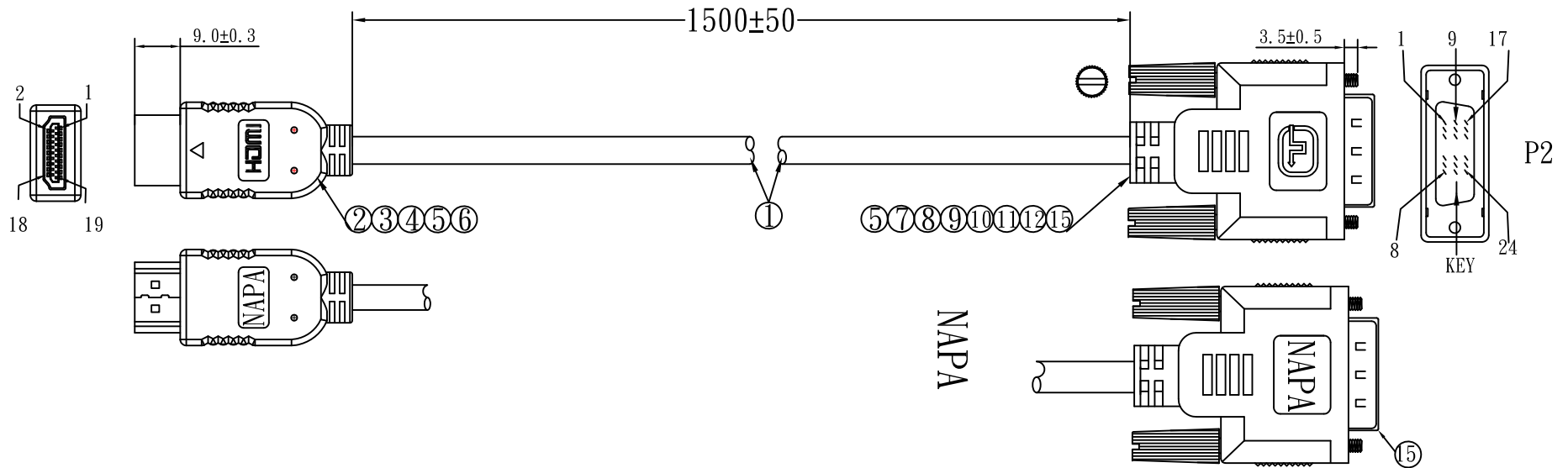


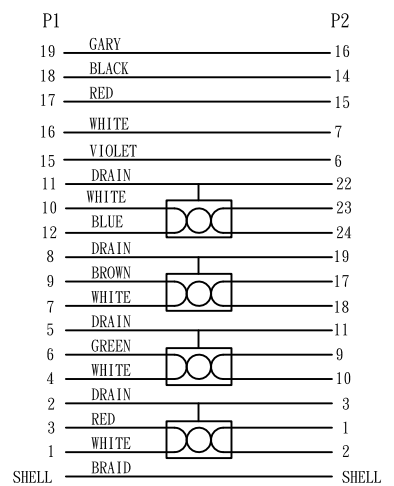
P1



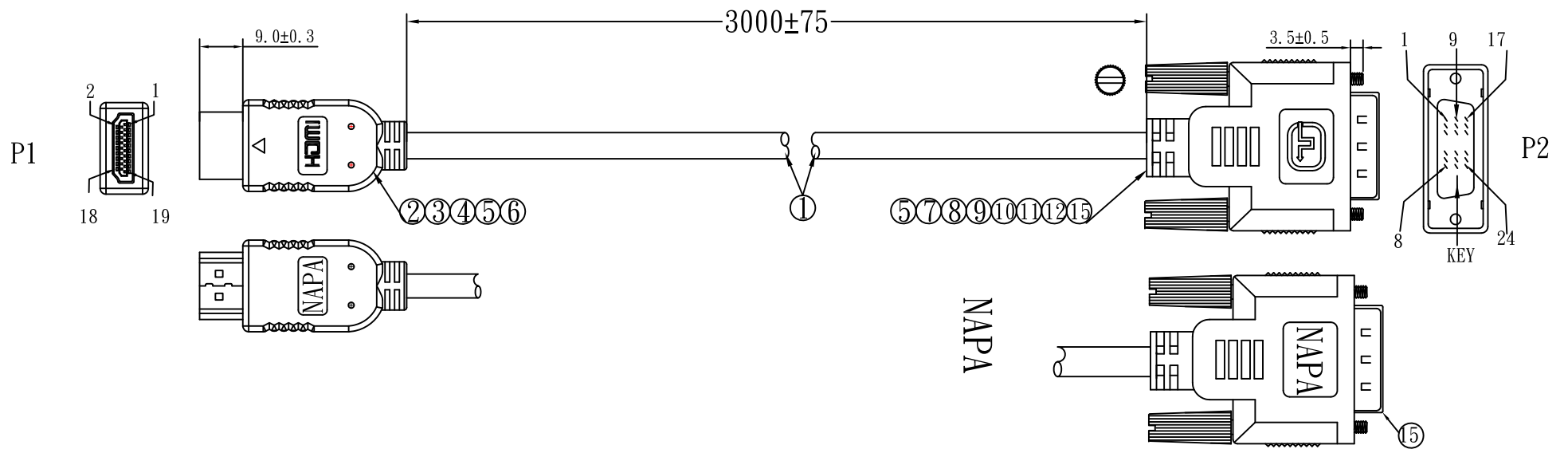
NO	DESCRIPTION	MATERIAL
1	CABLE	UL/CSA 20276(#30*1P+EAM)*4+ #30*1P+ #30*5C+AB 85% OD : 5.5mm CLR-006 BLACK
2	CONNECTOR	HDMI 19P MALE PINGOLD PLATED 15u NICKEL PLATED
3	PE	PE CLEAR
4	PVC	CLR-006 BLACK SHORE A 88±2
5	TUBE	UL/CSA 125°C VW-1(F4) 300V φ2.0mm BLACK
6	COPPER FOIL	W25*T0.04mm
7	COPPER FOIL	W8*T0.04mm
8	CONNECTOR	DVI (18+1) MALE PIN G/F PBT BLACK
9	SHIELD CASE	DVI SHIELD CASE ID:7.0MM NICKEL PLATED
10	SHELL	DVI SHELL TIN PLATED
11	SCREW	DVI #4-40 2.8*31.5mm ABS MOLDED CLR-006 BLACK
12	PVC	CLR-006 SHORE A 93-95 BLACK
13	TUBE	UL/CSA 125°C VW-1(F4) 300V φ1.0mm BLACK

NOTES:
 1. 100%OPEN, SHORT & MISWIRE TEST.
 2. PAY ATTENTION TO PIN ASSIGNMENTS.

PIN ASSIGNMENTS



TOLERANCES		REVISIONS			COMPONENT NO :	Arvanics Corporation.	
X .	+ mm	REV	DESCRIPTION	DATE	APPVD.		CBL-DH-015A
X .X	- mm	0	SAMPLE(BJA06012 REV.0)	06-30-10	LI		APPROVED :
X .XX	+ mm						CHECKED :
X .XXX	- mm						DRAWN :
METRIC (mm)						DATE: JUL-13-15	
						FILE : F:\SAMPLE\BJA06012A.DWG	
						THIRD ANGLE PROJECTION	
						SCALE : / SHEET :1/1 REV: 0	
						DRAWING : BJA06012	

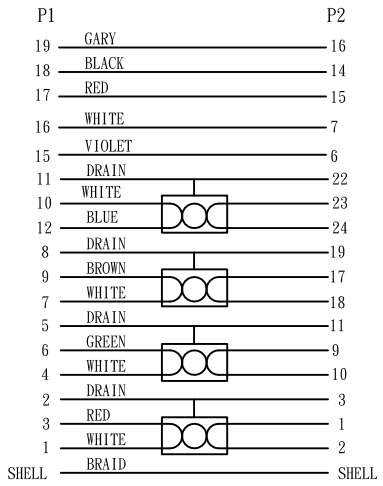


NO	DESCRIPTION	MATERIAL
1	CABLE	UL/CSA 20276(#30*1P+EAM)*4+ #30*1P+ #30*5C+AB 85% OD : 5.5mm CLR-006 BLACK
2	CONNECTOR	HDMI 19P MALE PINGOLD PLATED 15u NICKEL PLATED
3	PE	PE CLEAR
4	PVC	CLR-006 BLACK SHORE A 88±2
5	TUBE	UL/CSA 125°C VW-1(F4) 300V φ 2.0mm BLACK
6	COPPER FOIL	W25*TO. 04mm
7	COPPER FOIL	W8*TO. 04mm
8	CONNECTOR	DVI (18+1) MALE PIN G/F PBT BLACK
9	SHIELD CASE	DVI SHIELD CASE ID:7.0MM NICKEL PLATED
10	SHELL	DVI SHELL TIN PLATED
11	SCREW	DVI #4-40 2.8*31.5mm ABS MOLDED CLR-006 BLACK
12	PVC	CLR-006 SHORE A 93-95 BLACK
13	TUBE	UL/CSA 125°C VW-1(F4) 300V φ 1.0mm BLACK

NOTES:

- 1. 100%OPEN, SHORT & MISWIRE TEST.
- 2. PAY ATTENTION TO PIN ASSIGNMENTS.

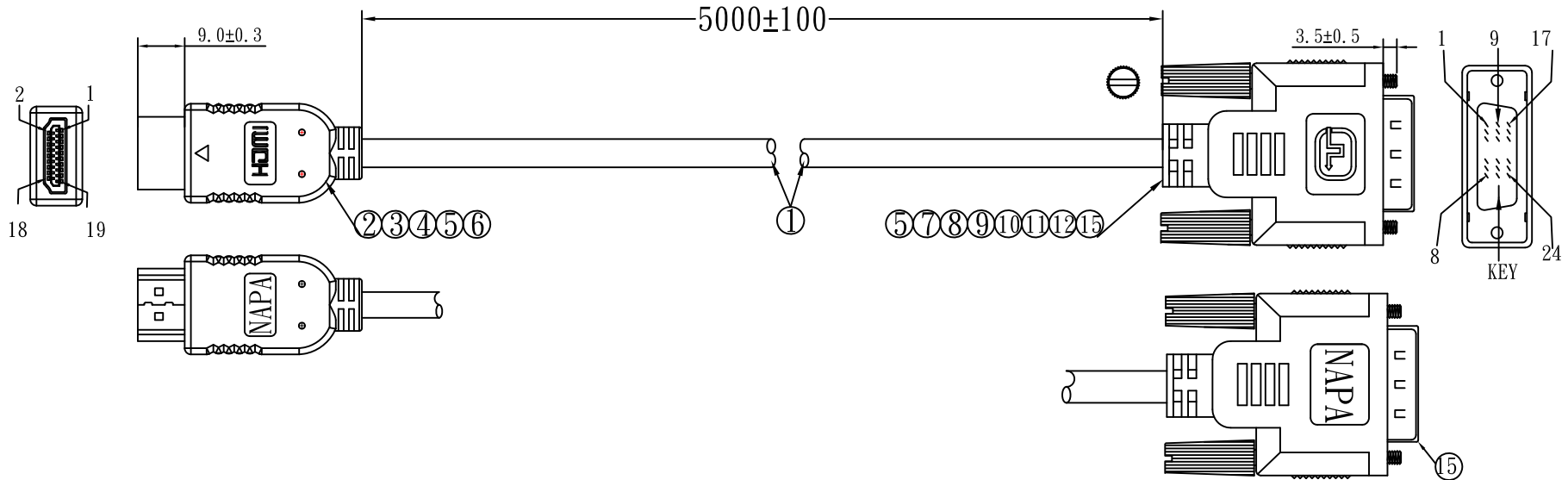
PIN ASSIGNMENTS



TOLERANCES			REVISIONS			COMPONENT NO :		Arvanics Corporation.			
			REV	DESCRIPTION	DATE	APPVD.	CBL-DH-03A				TITLE : CABLE ASS' Y
X .	+	mm	0	SAMPLE(BJA06012 REV. 0)	06-30-10	LI	APPROVED :	REQUIRED DOCUMENTS : *			
X . X	-	mm					CHECKED :				SCALE : /
X . XX	+	mm					DRAWN :	DRAWING : BJA06012		THIRD ANGLE PROJECTION	
X . XXX	-	mm					DATE: JUL-13-15	FILE : F:\SAMPLE\BJA06012A.DWG			
METRIC (mm)											

P1

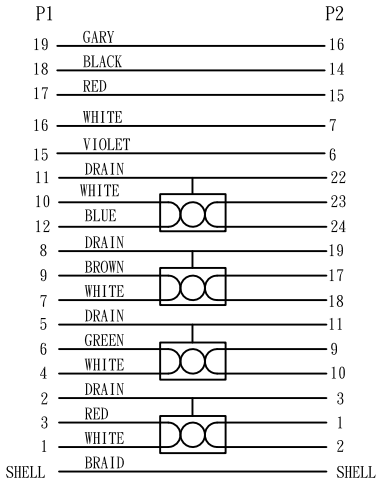
P2



NO	DESCRIPTION	MATERIAL
1	CABLE	UL/CSA 20276(#28*1P+EAM)*4+ # 28*1P+ #28*5C+AB 85% OD : 6.5mm CLR-006 BLACK
2	CONNECTOR	HDMI 19P MALE PINGOLD PLATED 15u NICKEL PLATED
3	PE	PE CLEAR
4	PVC	CLR-006 BLACK SHORE A 88±2
5	TUBE	UL/CSA 125°C VW-1(F4) 300V φ 2.0mm BLACK
6	COPPER FOIL	W25*T0.04mm
7	COPPER FOIL	W8*T0.04mm
8	CONNECTOR	DVI (18+1) MALE PIN G/F PBT BLACK
9	SHIELD CASE	DVI SHIELD CASE ID:7.0MM NICKEL PLATED
10	SHELL	DVI SHELL TIN PLATED
11	SCREW	DVI #4-40 2.8*31.5mm ABS MOLDED CLR-006 BLACK
12	PVC	CLR-006 SHORE A 93-95 BLACK
13	TUBE	UL/CSA 125°C VW-1(F4) 300V φ 1.0mm BLACK

NOTES:
 1. 100%OPEN, SHORT & MISWIRE TEST.
 2. PAY ATTENTION TO PIN ASSIGNMENTS.

PIN ASSIGNMENTS



TOLERANCES			REVISIONS			COMPONENT NO :	Arvanics Corporation.				
X .	+	mm	REV	DESCRIPTION	DATE	APPVD.				CBL-DH-05A	TITLE : CABLE ASS' Y
X .X	-	mm	0	SAMPLE(BJA06012 REV.0)	06-30-10	LI	APPROVED :	REQUIRED DOCUMENTS : *			
X .XX	+	mm					CHECKED :				SCALE : /
X .XXX	-	mm					DRAWN :	DRAWING : BJA06012		THIRD ANGLE PROJECTION	
METRIC (mm)							DATE: JUL-13-15	FILE : F:\SAMPLE\BJA06012A.DWG			